



# Miles 'n' Smiles

## Studebaker Drivers Club San Joaquin Valley Chapter

[www.sdcsanjoaquinvalleychapter.com](http://www.sdcsanjoaquinvalleychapter.com)

**June 2024**

**No regular monthly meeting.  
Join us at our annual BBQ & Potluck  
Saturday, July 13, 4 p.m.  
For more information, see Page 9**

### WHAT'S INSIDE

President's Message  
Cover

Car Toon  
Page 2

Meeting Minutes  
Pages 4-5

Club Activity Calendar  
Page 6

SDC Newsletter Awards  
Page 7

Meet Anthony Trujillo  
Pages 8-9

Club BBQ & Potluck  
Page 10

60<sup>th</sup> Annual SDC Meet  
Page 11

Studebaker on Film  
Page 12

Name That Automobile  
Page 13

Studebaker Nation  
Pages 14-15

Dakotas Chapter Weekend  
Page 16

McKeever's Tech Tips  
Pages 17-19

Classified Ads  
Page 21

Membership Form  
Page 22



**1949 Champion Regal Deluxe Business Coupe**

### President's Message – Anne Goodman

Hello Studebaker Family,

I have been busy as usual.

I'm still working at the baseball stadium only three days a week. I have been taking my brother and my sister to their doctor appointments for COPD and heart issues.

I took my two sisters and brother to see our cousin. We met up at Brad's Restaurant in Pismo Beach. My oldest sister hadn't seen her in 15 years. It was a great reunion.

For our July BBQ potluck, we will all be at Greg and Edith Gustafasons. They have a pool also, so bring your swimsuit. It was a blast last year.

It is on Saturday, July 13. We will have our meeting there, as there's no meeting at Black Bear Diner this month.

*(See Goodman, Page 2)*



Roger opted for the extra-detailed GPS app.

## Goodman

*(Continued from Cover)*

I still have two Studebakers for sale. Gus, the 1958 Transtar is a 3/4 ton with a 289 V8, and a four-speed transmission. It comes with five extra fenders with the bodywork done on them. We have another grill, and a grill insert in chrome.

Gus has a Ford 3/4 ton rear end with a dana 80. It has a full rubber kit and another windshield. The king pins were replaced, the springs were rearched with new bushings. The paint is red and black. It also comes with a box of parts that came from someone who was customizing his Studebaker truck.

Gus runs and drives great. It is currently licensed and insured. Asking only \$6,000.

Contact Anne F. Goodman at 559.475.3525.

### Your Officers

President

Anne Goodman  
 1296 N Poplar Avenue  
 Fresno, CA 93728  
 559-475-3525

Vice President

Webmaster  
 Robert W. Nunes  
 4105 N. Hammel Way  
 Fresno, CA 93727  
 559.230.9132

Treasurer

Debbie Raimondi  
 8097 N. Sunnyside Avenue  
 Clovis, CA 93612  
 559.313.9107

Secretary/Membership

Susan Thomason  
 43306 Running Deer Drive  
 Coarsegold, CA 93614  
 559.641.5125

SDC Zone Director

Ed Smith  
 P.O. Box 90763  
 White Mountain Lake, AZ  
 85912  
 602.290.1045

SDC Zone Coordinator

Dan Scott  
 2571 Palermo Court  
 Murrieta, CA 92563  
 818.558.1791

SDC Regional Manager

Louis Van Anne  
 5802 Land View Drive  
 Stockton, CA 95219-4602  
 209-479-0867

Newsletter Editor

Robin Shepard  
 2248 Fourth Street  
 Atwater, CA 95301  
 209.628.1537



# NEW HALF-TON TRUCK ECONOMY!



## Studebaker's popular Coupe Express Pick-up— for low-cost general utility use

**W**ITH the war at an end, thousands of truck users will welcome this announcement that Studebaker is again producing commercial vehicles—with the popular Studebaker Coupe Express Pick-up in the vanguard.

Designed for utmost economy of gasoline, tires and maintenance, this brilliant-performing half-ton Studebaker Coupe Express is soundly built and exceptionally good looking.

From bumper to tail gate, it's a truck of many uses, that's a credit to the great tradition of providing low-cost transportation which has been a Studebaker distinction since the business was founded in 1852.

In fact, you get the same exceptional Studebaker engineering and craftsmanship in this Coupe Express that our government got in over a billion dollars worth of Studebaker-built war equipment. In stand-up qual-

ity, this half-ton truck is a full-fledged team-mate of the more than 200,000 Studebaker military vehicles, including trucks and Weasels, that helped bring victory.

Investigate this money-saving Studebaker half-ton pick-up, before you place any new-truck order. No other half-ton truck in America can give you more of what you want.

**Free handbooks on truck care**—for all makes of trucks. See any Studebaker dealer or write to address below.

# Studebaker

South Bend 27, Indiana, U. S. A.

**PIONEER AND PACEMAKER  
IN AUTOMOTIVE PROGRESS**

---

**San Joaquin Valley Chapter Studebaker Driver's Club**  
**Fresno, California**

**MEETING MINUTES – June 11, 2024**

**CALL TO ORDER**

The meeting was called to order at 7:18 p.m. by Vice President Robert Nunes at the Black Bear Diner, 3602 W. Shaw Avenue (at N. Marty Avenue), Fresno, CA 93710.

**ATTENDANCE**

Debbie Raimondi	Jim and Karen McKeever
Greg and Edith Gustafson	Carole Dunlop
Buzz and Sue Madsen	Joey and Izzy Rodriguez
Robert Nunes	Kurt Zellman
Rob Nunes	Susan Thomason
Roger Scott	

**MINUTES**

**Rob Nunes** moved to approve the minutes of the May meeting. It was seconded by member **Jim Mc Keever**. Approved.

**TREASURER'S REPORT**

It was moved by member **Joey Rodriguez** and seconded by member **Roger Scott** to approve the Treasurer's Report for May. Approved.

**May 2024**

<b>Beginning Balance</b>	<b>\$5,065.76</b>
<b>Receipts</b> \$49 – 50/50 May Mtg	\$49.00
<b>Disbursements</b> \$348 - website	\$348.00
<b>Ending Balance</b>	<b>\$4,766.76</b>

**VICE PRESIDENT'S REPORT**

**President Anne Goodman** was unable to attend the meeting. **VP Robert Nunes** updated us on their various projects. They are working on the 1955 Speedster. The assembly and shipping paperwork was under the seat. They have the build sheet and want to bring it back to its original condition 'off the line.' The body work is almost done and they will keep its original grey and white color although they may not stick with the red carpet. They are still working on Pam's truck and have posted updates on Facebook. The 1950 Champion is still in the garage. They replaced the original engine with a 185 but found it had a cracked head so they have lost motivation on this project.

**TOUR MASTER'S REPORT and UPCOMING EVENTS**

Our annual BBQ Potluck is at the Gustafsons on July 13. A sign-up sheet was passed around and an email will be sent.

Bowling and Pizza will be at the Bowlero in Clovis on August 3. A sign-up sheet was passed around. Estimated cost will be \$15/person. Final sign-up will be no later than the annual BBQ Potluck July 13. When you sign up, you are committing to paying the fee, even if your plans change and you are unable to attend. The club is required to pay up front when reserving the lanes and there is no refund.

The International Meet in Dubuque, IA will be June 25-29. The Nunes family and the Thomasons will be attending.

### **MEMBER DISCUSSION**

**Roger Scott** reported on the 50<sup>th</sup> La Palma Studebaker Car Show in Anaheim on Sunday, May 26. There were over 98 Studebakers and 14 vendors. He said it was a great show – good food, nice people and lots of raffle prizes.

**Jim McKeever** mentioned the article by Jim Pepper in the March issue of Turning Wheels about sealing leaks. He also said that Russ Ware at Studebaker Parts in Arizona has wiring diagrams that can be downloaded for free.

**Susan Thomason** mentioned that the Tech articles that Jim and Karen McKeever write for our newsletter are borrowed and credited in many SDC chapter newsletters.

**Lou and Debbie Raimondi** stayed at a Vintage Trailer Park in Big Bear. They will be attending a major Vintage Trailer show in South Lake Tahoe in September.

Members have also been busy with non-car projects. **Joey Rodriguez** related the challenges in setting up a large playground for his daughters. Lou and Debbie and Roger Scott have been involved in digging new irrigation lines.

### **MEMBER CARING REPORT**

Susan spoke briefly to **Gloria Hennessey** and she said they were taking **Tim** to the hospital. She will follow up with them.

Robin Johnson's son passed away. We will send our condolences.

**Herb and Pat Helzer** are doing well. They were at Cars and Coffee last weekend.

### **OLD BUSINESS**

There was no old business.

### **NEW BUSINESS**

There was no new business.


### **50/50 OPPORTUNITY DRAWING**

Due to Anne's absence, there were no tickets available at this meeting. However, it was determined that members who remembered to wear their name badge tonight would receive an extra ticket at the July BBQ Potluck. There will be no regular meeting in July.

### **ADJOURNMENT**

The meeting was adjourned at 7:49 p.m.

Submitted by *Susan Thomason*, Secretary/Membership



**SAN JOAQUIN VALLEY CHAPTER – STUDEBAKER DRIVERS CLUB  
2024 ACTIVITIES**

*Chapter Meetings are on the 2<sup>nd</sup> Tuesday of each month except July & December  
Details & other events will be added as we receive additional information.*

*Please let us know about any Events so we can forward the information to our members.*

MONTH	ACTIVITIES
JANUARY	1/27-28—Turlock Swap Meet
FEBRUARY	2/24— <del>Blossom Trail Drive &amp; Lunch</del> / <i>Rescheduled to 3/2</i>
MARCH	3/22-24—San Simeon Weekend
APRIL	4/13—Water Tower Car Show, new location – Old Town Clovis. 4/20—Kingsburg Car Show
MAY	5/4—Veterans Car Show, Veterans Memorial District, Clovis 5/5—Reedley Street Faire 5/11—Jefferson Elementary School Car Show, Clovis 5/16-5/19 Old Town Motorama, Clovis. <del>Hotrodecoalition.com. Car show on Sat,</del> 5/18 5/18—All Studebaker Swap Meet, Studebakers West, Redwood City 8-2 5/26—50 <sup>th</sup> La Palma Meet, Anaheim
JUNE	6/25-29 SDC International Meet, Dubuque, IA
JULY	7/13 – Annual Chapter BBQ Potluck
AUGUST	8/3 – Bowling @ Bowlero, Clovis
SEPTEMBER	9/14 – International Drive Your Studebaker Day – Activity TBD
OCTOBER	10/6 – Quail Lakes Community Church Car Show, Sanger 10/26 – Goudelock’s Halloween Party
NOVEMBER	TBD
DECEMBER	12/7 – Chapter Holiday Luncheon @ Old Spaghetti Factory

**Ongoing Events**

**Cars & Coffee, Saturdays, 8-10 am, at N. Peach and W. Ashlan. South side of Ashlan just East of WinCo Foods.**

**Clovis Missionary Baptist Church Car Shows, Friday nights, Fowler & Nees – May through September 6-9 p.m.**

Future SDC International Meets:

**2025 Sept 23-29 Washington, PA**

**2026 May 19-23 Denton, TX**



**STUDEBAKER DRIVERS CLUB 2023-2024 NEWSLETTER RECOGNITION AWARDS**

<u>NEWSLETTER</u>	<u>CHAPTER</u>	<u>EDITOR</u>	<u>SCORE</u>	<u>PLACE</u>
<u>JUNIOR MONTHLY INTERNET DIVISION</u>				
<b>Stude Flyer</b>	<b>Central Oklahoma</b>	<b>Don Sutherland</b>	<b>94.15</b>	<b>Best of Division</b>
Miles & Smiles	San Joaquin Valley	Robin Shepard	93.15	Junior 1st
The Drivers Seat	Western Lake Erie	Heidi Seery	90	Junior 1st
Gulf Coast Cruiser	Gulf Coast	Jarrod White	90	Junior 1st
<u>SENIOR MONTHLY INTERNET DIVISION</u>				
<b>Washington Dictator</b>	<b>Tacoma</b>	<b>Dennis Massie</b>	<b>90.5</b>	<b>Best of Division</b>
Studebaker Highlights	Los Angeles	Andrea 'Enthal	90	Senior 1st
<u>JUNIOR BI-MONTHLY DIVISION</u>				
<b>Stude News</b>	<b>Atlantic Canada</b>	<b>Chuck Teuscher</b>	<b>96</b>	<b>Best of Division</b>
Tempo	B.C. Southern Interior	Lynn Parker	94.5	Junior 1st
Around The Bend	Big Bend	Curtis French	91	Junior 1st
Steering Wheel	Missouri-Illinois "Gateway"	Ben Alspach	87.5	Junior 2nd
<u>SENIOR BI-MONTHLY INTERNET DIVISION</u>				
<b>Smoke Signal</b>	<b>South Georgia</b>	<b>Terry Brooks</b>	<b>95.5</b>	<b>Best of Division</b>
The Commander	Potomac	Pete Rutledge	94.5	Senior 1st
Bullet-Tin	Hamilton	Susan Lusted	94.4	Senior 1st
The Hubcap	Central Texas	Nick Dynis	94	Senior 1st
Commanding Leader	Central Virginia	Jim Jett	93.5	Senior 1st
SD Hawk	Dakotas	Mike Proios	92.1	Senior 1st
Buckeye Bullet-tin	Ohio Region	Larry Sherer	92.1	Senior 1st
<u>BI/MONTHLY AFFILIATED NEWSLETTERS</u>				
Rotating Spokes	Historical Register of Australasia	Dave Pink	92.75	Senior 1st
<u>SENIOR MONTHLY PRINT DIVISION</u>				
Hawkeye Headliner	Iowa Hawkeye	Robert Ray	93.19	Senior 1st
<u>BI-MONTHLY PRINT DIVISION</u>				
TarHeel Wheel	North Carolina SDC	Martha Studebaker	82.6	Junior 2nd
<u>SENIOR BI-MONTHLY PRNT DIVISION</u>				
<b>Strato-Vue</b>	<b>Rock River Valley</b>	<b>Dennis Orczykowski</b>	<b>99.92</b>	<b>Best of Division</b>
Keystone Keynotes	Keystone	Gaye Liddick	97.58	Senior 1st
The Starliner	Black Hawk	Tim Kehoe	95.63	Senior 1st
Kaw Valley Wheels	Kaw Valley	Diane Crooks	95.42	Senior 1st
Studebaker Spokesman	Wisconsin	Claude Chmielewski	95.26	Senior 1st
<u>*BI/MONTHLY AFFILIATED NEWSLETTERS</u>				
The Distributor	SDC New Zealand	Paul Crooke	100.0	Senior 1st

\*Affiliated Newsletters are those submissions that are not direct SDC Chapters and are not in a Division, so the Best of Division Award does not apply.

# Discovering a Young Studebaker Enthusiast

*By Jack Gregory  
Studebaker Drivers Club*

If you grew up in the late 50's and early 60's you would have been glued to the TV set every week to see what adventure Paladin, a gun slinger and gentleman for hire, would get up to.

Well, "Golden Era Automotive Adventures" aka Anthony Trujillo is similar. He might not be a gunslinger for hire, but he is a gentleman for hire. Not for gunslinging services but for various Studebaker activities.

I caught up with him in Missoula, Montana to see what he was all about as I found his web page on Facebook intriguing. . . . He not only travelled throughout the U.S. fixing Studebakers, but he is a BIG anomaly in that he is young! The following describes what he is up to, what his plans are for the future, and most importantly, why.

My first question for Anthony was: "Do you know you are strange in that you're actively involved in Studebakering and you're under the age of 70?" (Not everybody gets my sense of humor, thankfully he did!).

After he had a good laugh, he replied, "Yeah, I know. It wasn't my original intention - I kind of


lucked into it and love the cars, the people and what I do."

That comment led me down a rabbit hole of questions as to how, why, and where, so I'll summarize. Please keep in mind this isn't his complete story, just the points I remember.

As to how Anthony started down this path in life, he told me that he started out working in a Studebaker junkyard after high school. That lasted a short period and then a few years later he was helping a friend transport a car to the old shop when he spotted a car he always wanted – a 1964 Wagonaire, a car he fantasized about nine times a day over several days. It eventually became his.

After this he ended up helping around the Studebaker shop again and tagged along one day as they drove hours away to deliver a reclining seat for a man, "Doug" who needed it due to a back injury.

A week later Anthony was back in that same town repairing x-ray equipment and he phoned Doug and asked if he needed anything (thinking that might be a run to the grocery store or whatever). The reply was: "Yes, can you help me polish my 64 Hawk?" That led to a relationship with Anthony catching a Greyhound back and forth to help him and a couple of his friends work on their cars.



**Anthony Trujillo: Have wrench, will travel . . .**

*(See Enthusiast, Page 8)*



# Enthusiast

*(Continued from Page 7)*

One day at Anthony's first SDC zone meet he had an aha moment, looked around and realized "This is where I am supposed to be."

One call led to another and soon Anthony switched careers from being an X-Ray machine repair person to a travelling Studebaker repair guy. That was the re-birth of C&B Studebaker Parts, now Golden Era Automotive Parts and Mobil Service.

He transitioned from only repair, to helping people (and their surviving relatives) re-purpose their collections or inventory to people who need it. It is his way of helping to keep these collections of parts and treasures from going to the landfill.

Over the past few years Anthony has travelled throughout the U.S. helping people, working on their cars, delivering parts, attending meets, and going wherever the Studebaker wind takes him.

Re-purposing Studebaker "stuff" is the reason he has been in Missoula off and on for the last couple of years. A gentleman recently passed away with a relatively massive collection of cars, projects and three large buildings full of parts.

A walk through those buildings with an eye to the archeology of the parts shows the gentleman would probably have bought a car or truck, then started amassing parts for the restoration of that vehicle. Unfortunately, he gathered more projects and parts

than he would ever have time for in several lifetimes. He was mostly enthralled with Studebakers, but also wandered into Model T's, Austins, and Porsches, plus whatever else struck his fancy.

Anthony has made many connections and has been able to help the widow move a significant number of items around the world to people like you and me that need/want them. He still has a long, long way to go as you can see by some of the pictures.

When asked how long he plans to do this, he

became somewhat emotional and replied, "I can see an end, but I will do this as long as there are cars to fix and collections to move on to others."

For a long-time Studebaker fanatic like me, it is so refreshing to meet not only someone young who is enthusiastic about all things



Studebaker, but someone who is trying (and succeeding) to make a living out of it. I don't think Anthony will ever become a rich man doing this, but I don't think that is his goal. Be happy and be thankful you can follow your passion.

If you want to follow Anthony on Facebook, search for Golden Era and become one of his followers. You may also be able to reach him at: [Goldeneraanthony@gmail.com](mailto:Goldeneraanthony@gmail.com).

He might just have the part you are looking for. I know he had some of the things I wanted but didn't know I needed!

# SJVC Potluck BBQ & Picnic

*Come share good food, fun & fellowship  
with your Studebaker friends at this annual SJVC event!  
We're celebrating our Chapter's 30<sup>th</sup> year!*

**When:** Saturday, July 13, 4 p.m.

**Hosts:** Greg & Edith Gustafson (559-269-5244)  
10151 Rolling Hills Drive, Madera 93636

BBQ Potluck & Picnic. Super Chef Lou is still in charge of preparing the meat, provided by the club.

A side dish, salad or dessert to share (not just chips & dip 😊)

Your own beverage (drinks not provided)

Chairs

Plates & utensils will be provided.

If you'd like to swim, bring your suit & a towel.

Drive your Studebaker! Also bring any club photos or history & Studebaker memorabilia to share. We'll have display tables set up.

Please RSVP by Monday July 8 so we know how much meat to buy! Call Carl or Susan Thomason at (559) 641-5125 or email at [thomason2@earthlink.net](mailto:thomason2@earthlink.net)



**ANNOUNCING THE 60<sup>TH</sup> ANNUAL STUDEBAKER  
DRIVERS CLUB INTERNATIONAL MEET  
Dubuque County Fairgrounds, Dubuque Iowa  
June 25-29, 2024**

Join us to celebrate our Diamond Jubilee, the SDC's 60<sup>th</sup> Studebaker Drivers Club International Meet! All activities are at the Dubuque County Fairgrounds in newly remodeled, climate-controlled buildings or under the many shaded areas.

Iowa's hospitality guarantees you can gather with friends for an enjoyable visit to where Iowa started. We think you should come early and enjoy an extra day where limestone bluffs meet the Mississippi River. You can ride the world's shortest, steepest railway and enjoy stunning views from the top. Dubuque is where you'll discover two Smithsonian-affiliated museums and over 50 murals that have earned national acclaim. Dubuque, Iowa, is where you will visit but want to stay.

Vehicles  
judged or  
displayed.

One-of-a-kind  
live concert,  
and evening  
entertainment

Food stands open  
breakfast to  
close, delivering  
directly to your  
swap meet booth.

Watches and Toy  
Judging and  
Display



Ladies Luncheon  
and scenic river  
valley driving  
tours.

Indoor and outdoor  
swap meet and car  
corral.

Meet with friends  
for a scenic drive  
or toss a ball at  
the Fields of  
Dreams movie site.

WIFI and ATM bank  
machines on the  
Grounds



# Studebaker on Film



Here's a rare junkyard find.

The narrator of this video walks around this 1960 four-door Lark several times, pointing out Studebaker's essential good features and its several flaws and you get the impression he just might buy it whole.

But he decides to buy the wheels only. Oh, well. The glass is in good shape. The engine looks complete, like it just might start right up with a little work. Hopefully, someone else will come along to rescue it.

Click on the photo link above to see the video. If you have suggestions for other videos to post, contact me at [r-m-s\\_57@comcast.net](mailto:r-m-s_57@comcast.net).



# Name That Automobile



Here's a photo of a Chrysler-Plymouth dealership circa 1957.

There are a couple of cars that should be easy to identify in front of the building, but at the edge of the photo are a few others to give you some difficulty. Is that a Ford hiding out there?.

Write down your answers below and share your list with your fellow club members. There's no prize for the person with the most correct answers, but you'll have earned our admiration, so give it a try anyway.

---

---

---

---

# Notes from the Studebaker Nation

*By Robin Shepard  
Editor*

What's more sympatico than cars and music? The two go together like Sonny and Cher. One is just made better by the other.

It's may be more than pure coincidence that the first rock 'n' roll song was about an automobile.

Credited to Jackie Brenston and the Delta Cats, *Rocket 88* was recorded in Memphis in 1951.

Its rocking piano intro is courtesy of one Mr. Ike Turner. And the Delta Cats was, in fact, Turner's band Kings of Rhythm.

Hardly original, *Rocket 88*'s 12-bar blues was a hot-tempered model of an earlier song by Jimmy Liggins about another car. Liggins' *Cadillac Boogie* was released in 1948.

Stylistically, it's a boogie woogie, a prototype rocker but its spine is too stiff and the backbeat too tight.

In Ike Turner's hands, and with the expressive vocals of Jackie Brenston, who was the saxophone player in the Kings of Rhythm, *Rocket 88* steps on the gas and passes boogie woogie and nascent rhythm and blues on a wide curve and leaves them struggling up the hill.



---

*“When car culture and popular music collide, the wreckage is . . . beautiful . . .”*

---

And that's how rock 'n' roll was born. Full throttle.

When car culture and popular music collide, the wreckage is a beautiful amalgam of high-octane highway cruising, high voltage rhythm, and hard driving beats.

Automobile sound systems have advanced astronomically since that first day in 1930 when engineer Paul Galvin invented an affordable radio for the average driver.

Some sources say his radio was first installed in a Studebaker. Even if that's not true, let's just pretend it is.

Today's factory-installed sound systems are super beefy

with multiple speakers, subwoofers, and graphic equalizers. They're better than most people's home stereo systems.

In our custom classics, a modern sound system is a necessary investment.

While car radios have improved, so have songs about cars.

*Rocket 88* wasn't the last rock song about a car, nor was it the best.

Everyone has their favorite. Mine is Bruce Springsteen's *Born to Run*, a classic slab of wax from 1975, the year of my high school

*(See Notes, Page 9)*



# Notes

(Continued from Page 8)

graduation. What a way to be sent down the road!

What makes this the essential song about cars is that it locates them in the center of human existence.

Cars take us from our dreary places we're trapped in, and deliver us in a brave new world of our own choosing.

Springsteen's anthem says *take a chance, break away, get on down the road toward your destiny*. Staying in your small town with your small-town dreams is a "death trap, suicide rap."

Baby, we gotta get on board. *Born to Run* is authentically American in its aspirations. The freedom the song expresses is the same freedom we seek behind the wheel of our automobiles.


It's optimistic in its vision, though the "highway is jammed with broken heroes on a last-chance power drive."

Wherever we're heading, we're going to get there in our cars and we'll be listening to the soundtrack that defines our lives.

## Editor's Pick for Top Ten Car Songs

10. Wilson Picket – Mustang Sally (1966)
9. Kraftwerk – Autobahn (1975)
8. War – Low Rider (1975)
7. Gary Numan – Cars (1979)
6. Nat King Cole Trio – Route 66 (1946)
5. Jackie Brenston and His Delta Cats – Rocket 88 (1951)
4. Beatles – Drive My Car (1965)
3. Prince – Little Red Corvette (1983)
2. Beach Boys – I Get Around (1964)
1. Bruce Springsteen – Born to Run (1975)

Honorable Mentions: Commander Cody and His Lost Planet Airmen – Hot Rod Lincoln (1971); David Lindley – Mercury Blues (1981); Harry Chapin – Taxi (1972); David Bowie – Always Crashing in the Same Car (1977); Lucinda Williams – Car Wheels on a Gravel Road (1998); Jackson Browne – Running on Empty (1977); Sammy Hagar – I Can't Drive 55 (1984); Sniff and the Tears – Driver's Seat (1978); Dave Dudley – Six Days on the Road (1963); Duane Eddy – 40 Miles of Bad Road (1959); Tracy Chapman – Fast Car (1988); The Doors – Cars Hiss By My Window (1971); Janis Joplin – Mercedes Benz (1971); The Beach Boys – Little Deuce Coupe (1963); Dwight Yoakum – Long White Cadillac (1989); Deep Purple – Highway Star (1972); Billy Ocean – Get Outta My Dreams, Get into My Car (1988); Chuck Berry – No Particular Place to Go (1964); Willie Nelson – On the Road Again (1980); Tom Petty and the Heartbreakers – Running Down a Dream (1989).





### 46th Annual Labor Day Weekend, Custer, SD

August 30, 31 and September 1, 2024

Sponsored by the Dakotas Chapter, SDC



Join your SDC friends for a weekend of enjoyable cruising and sharing in the Black Hills. This year we are celebrating Gen. Custer's 150th Exploration to the Black Hills.

Come early to visit the beautiful Black Hills attractions, Custer State Park, Mt. Rushmore, Crazy Horse, and The Mammoth Site in Hot Springs just to name a few in the area.

Our host hotel is the Custer Super 8, Call 605-673-2200 - Reserve your room early! Mention "Studebaker Drivers Club" for a **discounted rate** good until **June 30, 2024**

#### ITINERARY

- **Friday, August 30th** 3pm to-5pm Registration at the Custer Super 8 hotel  
7pm - Meet & Greet under the covered patio at the Custer Super 8 hotel
- **Saturday, August 31st** - Rise and Shine for a FREE Outdoor breakfast  
10 am Leave the hotel for our 150th Anniversary Exploring with Gen. Custer Tour
- **Sunday, September. 1st....** 9am Drive to 6th Street to display your vehicle.  
1,000+ spectators will be visiting our Annual Car and Truck Show from 10am to 2pm
  - 5pm -6pm Social Hour Lutheran Church Hall in Custer
  - 6pm – 9pm Awards Banquet and Silent Auction.



#### Registration Information

First Name: \_\_\_\_\_ Last Name: \_\_\_\_\_

Spouse / Guest's Name: \_\_\_\_\_

Address: \_\_\_\_\_ City: \_\_\_\_\_ State: \_\_\_\_\_

E-Mail: \_\_\_\_\_ Phone # \_\_\_\_\_ SDC # \_\_\_\_\_

Weekend registration: \_\_\_ **PREREGISTER \$20** \_\_\_ **BEFORE August 30th \$30** \_\_\_ **At the Event \$40** \$ \_\_\_\_\_

Gen. Custer Exploration Tour Lunch (6-inch sub sandwich, chips, soda/water) @\$9 each \$ \_\_\_\_\_



Big Thunder Gold Mine Tour and Museum Experience @ \$9 each (optional) \$ \_\_\_\_\_

Car Show Fee: \_\_\_ # of vehicles displayed @ \$5. each \$ \_\_\_\_\_

Year: \_\_\_\_\_ Make: \_\_\_\_\_ Model: \_\_\_\_\_

Banquet Buffet: \_\_\_ # of people @ \$30/person \$ \_\_\_\_\_

Membership in Dakotas Chapter SDC: \_\_\_ \$15 Email newsletter **OR** \_\_\_ \$25 USPS B/W newsletter \$ \_\_\_\_\_

**Total Fees: Enclose form/Mail check payable to Dakotas Chapter SDC before August 15th** \$ \_\_\_\_\_



Mail registration to: Tom Cantral, 1891 Rand Rd, Rapid City, SD 57702

For more information call Dick or Susan Dittman: 605 209-0691 or 605 341-2383

**REFUNDS AFTER AUG. 15th AT THE DISCRETION OF DAKOTAS CHAPTER SDC**

**Visit our Website and Facebook page - [www.DakotaStudebaker.com](http://www.DakotaStudebaker.com)**





# McKeever's Tech Tips

## Troubleshooting the Headlight Circuit, Pt. 2

*By Jim McKeever  
& Karen McKeever  
San Joaquin Valley Chapter, SDC*

Before we continue with troubleshooting, here are some best practices for safety, and for refreshing your memory:

- Most headlights are non-fused; therefore, they will have some other kind of circuit protection. It could be in a variety of places, such as by, or in, the headlight switch or by the ignition switch, depending on the year and model of your vehicle.
- Any switch that works without the key being on is live (hot) so disconnect the battery before working on said switch. It is always best to disconnect the battery when preparing to test any electrical components.
- Reattach the battery to take voltage readings but make sure switches or exposed wires are not touching any metal.
- Voltage readings should match, or come close to matching, your battery's voltage.
- Ohm readings **MUST** always be done with the battery disconnected. Results should range from 0 to less than 0.5.
- Star washers are your friend when connecting ground wires.
- **Always** be on the lookout for corroded, dirty, broken, or loose, connections and wires, and fix or replace them.
- Many older cars have cloth wrapped wires that need to be inspected for fabric deterioration, resulting in exposed (bare) wire that could short out.
- If you have a vehicle with a positive ground, you need to reverse your meter leads for proper readings
- Keep your work area free of combustibles, as an electrical arc can ignite and cause a fire.



- Remember to remove all rings, watches, jewelry, etc. before working on your vehicle, as they can conduct electricity and/or can get caught on car parts, which can cause severe injury!

**Note:** In last month's article, a 12-volt reference was used when taking voltage readings. If you have a 6-volt system your reading needs to be at least 6 volts, and an 8-volt system needs to read at least 8 volts.

Here is a quick check troubleshooting guide for when you have partial headlights. **Refer to last month's article for checking voltage and ohm readings from input and output connections and wires.** For diagnostic purposes we will continue to use a sealed beam 2-light system. The same techniques work for a 4-light system.

### **One light completely out**

**If driver's side is on (low and high beams) but passenger side is out**

1. Dimmer is good, do a voltage check on the passenger headlight plug to verify voltage and ground (Tap dimmer switch to make sure voltage checks have been done to both low and high circuits.)
2. If there is a good voltage reading on high and/or low outputs, ground wire is good. The headlight is bad, but any jumper wire that has a failed voltage needs to have an ohm check

*(See McKeever, Page 16)*



# McKeever

(Continued from Page 16)

performed on that circuit. Start by ohming the front and back of the plug. If bad, fix or replace the plug. If good, then ohm the wire. Fix and verify voltage at the output (front) side of plug, making sure it is good before installing the new headlight, or you will continue to have a beam out on the new headlight as well.

## If driver's side is out but passenger side is on (low and high)

1. Dimmer is good, do a voltage check on the driver's headlight plug to verify voltage and ground (Tap dimmer switch to make sure voltage checks have been done to both low and high circuits)
2. If there is a good voltage reading on high and/or low outputs, ground wire is good. The headlight is bad, but if you have a bad voltage reading on either the high or low outputs you could also have a bad headlight plug, Ohm the front and back of the plug to verify. Fix or replace the plug and make sure the voltage reading is good before installing the new headlight, or you will continue to have a beam out on the new headlight as well.

## Only low beams out or only high beams out

- If only one light is out on either side, dimmer switch and ground are good. Do a voltage check on the affected beam on the headlight plug.
- If voltage reading is good, headlight is bad, replace.
- If voltage reading is bad, follow step 2 from **One light completely out** that matches the affected side
- If both low beams are out, or both high beams are out,
- Do a voltage check on driver's side headlight plug on the output (front) of the affected beam
- If voltage reading is bad, do a voltage check of the affected beam at the output of the dimmer switch. If voltage reading at dimmer is bad, replace dimmer.

- If voltage reading at dimmer is good, take an ohm reading of the wire from dimmer to the affected beam of driver's side headlight plug. Fix or replace if necessary. Do another voltage check to verify.
- If voltage reading is good and affected driver's beam is still out, headlight is bad, replace. Passenger beam should then come on.
- If voltage reading is still bad, driver's headlight plug could be bad. Ohm the headlight plug as outlined above in **One light completely out - Driver's side out** step 2 to verify. Fix or replace plug and make sure new voltage reading is good before installing the new headlight
- If affected passenger beam is still out, repeat the previous procedures on passenger side as necessary. (Roger's car really did have two bad headlights at the same time)

Next month we will go back to the dimmer switch for another scenario.

*(Remember when taking ohm readings, you MUST disconnect the item to be ohm-ed from its power source. The safest thing to do is just disconnect your battery when ohm-ing.)*

- Take ohm readings from the front of the ground terminal on the headlight plug to the eyelet, the front of terminal to back of terminal, and back of terminal to eyelet. An ohm reading of more than .5 anywhere tells you to look for broken wire, corrosion in the terminal, bad or broken crimps, etc. Fix and replace as necessary, re-ohm for continuity, and take another voltage reading in the high and low terminals. If good, try your headlights. If they don't come on you have a bad bulb.
- If either of the high or low terminal voltage checks are still bad, it's time to ohm the wires from the dimmer to the headlight plug, looking for broken wire, corrosion in the

(See McKeever, Page 18)

# McKeever

*(Continued from Page 17)*

terminals, bad or broken crimps, etc. Fix and replace as necessary, re-ohm for continuity and take another voltage reading in the high and low terminals. Voltage readings should now be good, and you will either have headlights or a bad bulb that needs replacing.

- Follow these same voltage checks and ohm procedures on the other headlight plug(s) as needed. Remember to check the jumper wires between headlights. (Some cars have 2 lights; some have 4 lights. On a 4 light system the other 2 lights are high beams and will only have two terminals, a ground and a high.)

Roger's coupe started and drove but had no headlights. It also didn't have a dimmer switch so, we had to unhook the battery and go to the headlight switch. Its output was at least 12 volts, so we went to the headlight plugs. They also read at least 12 volts which then told us BOTH headlights were bad at the same time, what are the odds! (Here's a curiosity, the coupe was wired with the low beams in the parking

light position and the high beams in the headlight position! This works only because the coupe doesn't have parking lights, but it is not something I would recommend.)

Roger's Studebaker truck also started and drove but had no headlights. We split the circuit at the dimmer switch (Yay, he had one here!). It read at least 12 volts from the headlight switch to the dimmer but had a non-existent reading in the outputs to the headlights on both sides. We replaced the dimmer switch and had headlights again, no need to take the bulbs out to test them.


**NOTE:** Just like the adage, "measure twice, cut once," it is a good idea, before you spend money on a new part, to repeat your voltage checks enough times to verify your results are the same.

Every manufacturer has some variation of wiring styles. Your vehicle's switches and plugs may vary slightly from these diagrams, but the procedures are basically the same.

*(Information in these Tech Tips is based on the writer's own research, experiences, and viewpoints. The information, and links to other websites, is to be viewed and/or used at your own risk. The writer makes no guarantees regarding the outcome of the use of the material, products, or resources in this article and is not responsible for any loss or damage incurred. Adjustments or modifications may be needed for your specific vehicle. Remember to use all standard safety equipment and precautions.)*







## RALLY ROUND THE LARK, MEN (and girls, too)

### THE *LARK* BY STUDEBAKER

➤ Here's the car that's fun to drive. It's The Lark by Studebaker! What makes The Lark so much fun? It combines the most desirable qualities of handling and maneuverability of Continental machines with the spacious 6-passenger interior typical of much larger U.S.A. automobiles. In brief, The Lark provides you with satisfaction at the wheel. ➤ Down under a short 108 inch wheelbase, variable rate coil springs surround front hydraulic shock absorbers; asymmetrically mounted semi-elliptical springs combine with outward-angled rear shocks. The result, teamed with a 175 inch overall length, provides good cornering and a smooth, but firm, ride. It cuts acceleration "squat," too! ➤ Ideal for gasoline stretchers, the 170 cu. in. "6," with improved induction and manifolding, is great for winning top money economy awards. For higher performance, the 259 cu. in. V-8 with 4 barrel carburetor and dual exhausts is ideal. *It really moves!*

➤ Why don't you "move" to your local Studebaker dealer today and test drive The Lark? It's your new dimension in motoring.

MAY 1959 17



# Studebaker

## Classified Ads

Sitting on extra Studebaker parts? Looking for parts? This is the space for club members to advertise their needs. If you have something to sell or something to buy, send your information to [r-m-s\\_57@comcast.net](mailto:r-m-s_57@comcast.net).



**FOR SALE:  
Gus and Mabel  
Looking for New Owners**

**Asking \$6,000 for the 1957 Transtar and  
\$5,500 for the 1949 Champion.**

**Call Anne Goodman at 559.475.3525.**





## Studebaker Drivers Club - San Joaquin Valley Chapter MEMBERSHIP APPLICATION

The Studebaker Drivers Club is an organization dedicated to the preservation, restoration and driving of all vehicles produced by the Studebaker Corporation. Owning a Studebaker is not a requirement for membership. Our chapter can offer technical and historical information, help in locating parts and an opportunity to take part in meets and other club activities and events. We have a monthly chapter newsletter, *Miles N' Smiles* and meet at 6:00 PM on the second Tuesday of each month (except July & December) at Black Bear Diner, 3602 W Shaw Ave (at N. Marty Ave), Fresno, CA.

**San Joaquin Valley Chapter dues are \$20.00 a year per Family**, due in January (prorated \$1.66/mo for new members joining later in the year). Membership in the Studebaker Drivers Club National organization (see below) is a prerequisite for local Chapter membership for insurance purposes. If you have questions, please call Susan Thomason/SJVC Membership (559) 641-5125 or email to [thomason2@earthlink.net](mailto:thomason2@earthlink.net).

NAME(S): \_\_\_\_\_ SDC MEMBER #/EXP DATE \_\_\_\_\_

ADDRESS: \_\_\_\_\_ CITY/STATE/ZIP: \_\_\_\_\_

HOME PHONE: \_\_\_\_\_ CELL: \_\_\_\_\_ EMAIL: \_\_\_\_\_

BIRTHDAY(S): \_\_\_\_\_ ANNIVERSARY \_\_\_\_\_

### STUDEBAKER(S) OWNED

### TO JOIN OUR CHAPTER

YEAR/MODEL/BODY TYPE	Mail this form and a check (payable to SJVC-SDC) to:
	Susan Thomason SJVC Membership 43306 Running Deer Drive Coarsegold, CA 93614

## Studebaker Drivers Club NATIONAL MEMBERSHIP APPLICATION

Membership in the national organization is required to join a local chapter for insurance purposes. Annual Membership includes 12 issues of *Turning Wheels* magazine, the award-winning official publication of the SDC organization. You may join online at [www.studebakerdriversclub.com](http://www.studebakerdriversclub.com), call **(763)420-7829** with a VISA or Master Card, fax to **(763)420-7849** or send this form to the address below. You may also include the national dues with your chapter dues above and our treasurer will send it for you. The SDC website also contains an abundance of information regarding Studebaker history and stories, parts availability, technical tips, classified ads and discussion forums as well as links to other Studebaker related sites.

<b>Regular Membership with Periodicals Class Mail:</b> New Members – FIRST YEAR ONLY: <b>\$37.00</b> Regular Renewals/periodicals class mail: <b>\$46.00</b> Student/Young Adult (up to age 22): <b>\$37.00</b> SDC Membership WITHOUT <i>Turning Wheels</i> : <b>\$15.00</b>  <b>Regular Membership with First Class Mail: \$73.00</b>	Mailing Address:  <b>The Studebaker Drivers Club, Inc.</b> <b>P.O. Box 1715</b> <b>Maple Grove MN 55311-6715</b>  For information: email <a href="mailto:mark@cornerstonereg.com">mark@cornerstonereg.com</a>
---	---

NAME \_\_\_\_\_ SPOUSE \_\_\_\_\_

ADDRESS: \_\_\_\_\_ CITY/STATE/ZIP: \_\_\_\_\_

PLEASE LIST YOUR STUDEBAKERS BELOW (Yr/Model/Body Type) NEW: \_\_\_\_\_ RENEWAL: \_\_\_\_\_